



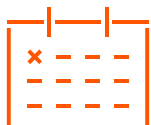
High Dividend Global Equities: SDIV provides access to 100 of the highest dividend yielding equities globally.

#### KEY FEATURES



#### High Income Potential

Potentially increasing a portfolio's yield, SDIV accesses 100 of the highest dividend paying equities around the world. As of 11/30/16, SDIV had a 30-day SEC yield of 7.89%.



#### Monthly Distributions

SDIV makes distributions on a monthly basis and has made distributions each month for over four years.



#### Global Exposure

Investing in equities from around the globe can help diversify both geographic and interest rate exposure.

#### PERFORMANCE HISTORY

As of 9/30/2016  
Inception date 6/8/2011

	Since Fund Inception	1 Year	5 Year	Average Annualized Since Fund Inception
<b>NAV</b>	25.56%	16.99%	8.99%	4.38%
<b>Market Price</b>	25.91%	17.36%	9.36%	4.43%
<b>SOLSDIV Index</b>	22.17%	15.82%	8.57%	3.84%
<b>Total Expenses</b>			0.58%	

The performance data quoted represents past performance. Past performance does not guarantee future results. The investment return will fluctuate so that an investor's shares, when redeemed, may be worth more or less than their original cost and current performance may be lower or higher than the performance quoted. For performance data current to the most recent month end, please call 1-888-gxfund-1 or visit our website at [www.globalxfunds.com](http://www.globalxfunds.com). Past distributions are not indicative of future distributions. There is no guarantee that dividends will be paid.

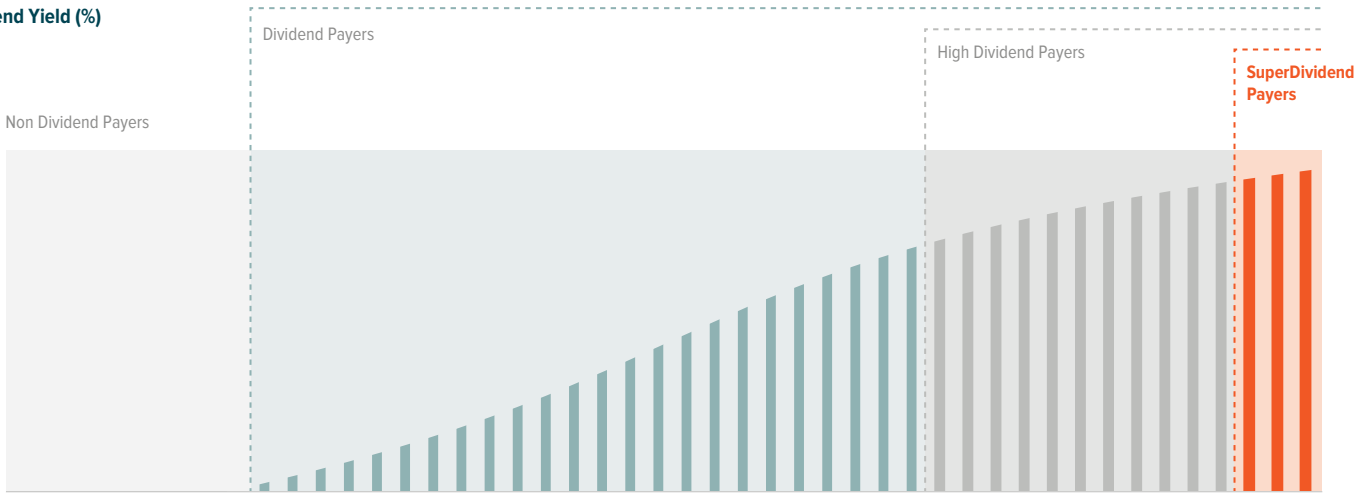


# THE CASE

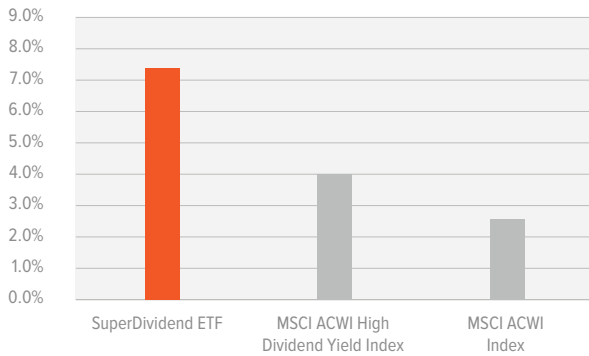
Traditionally, dividend-focused funds have categorized stocks as non-dividend payers, dividend payers or high dividend payers. By segmenting stocks into just a few categories, “high dividend” funds tend to own a broad slice of the dividend-paying market. This strategy results in yields that only marginally exceed the overall market.

SuperDividend accesses just the highest tier of dividend payers, resulting in yields that have historically exceeded other high dividend ETFs.

Dividend Yield (%)

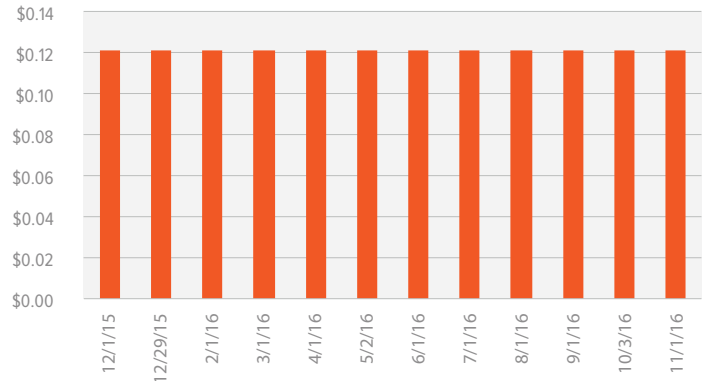


Yield Comparison<sup>1</sup> Source: Global X, MSCI. As of 11/30/16



Past performance does not guarantee future results.

SDIV Rolling 12 Month Distributions<sup>2</sup>

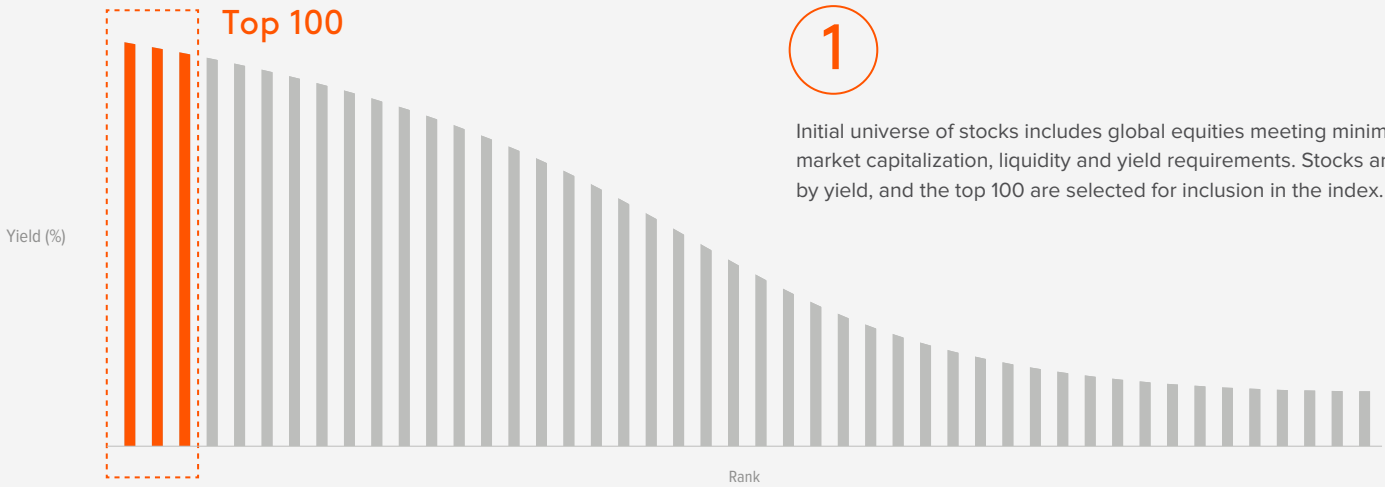


<sup>1</sup> Measures dividend yield. Yields are subject to change.

<sup>2</sup> There is no guarantee that dividends will be paid.



## HOW IT WORKS



1

Initial universe of stocks includes global equities meeting minimum market capitalization, liquidity and yield requirements. Stocks are ranked by yield, and the top 100 are selected for inclusion in the index.

2


These 100 stocks are equally weighted to reduce the risk associated with owning any one security.

3

Once a quarter, the companies included in the index are screened for dividend cuts or negative outlook concerning the companies' dividend policies. Stocks removed from the index during these quarterly reviews are replaced with the next highest yielding stocks not currently in the index.

4

**Components are rebalanced annually.**



For full index methodology, please visit the index provider's website at [www.solactive.com](http://www.solactive.com)



**SOLSDIV:** The Solactive Global SuperDividend Index tracks the performance of 100 equally weighted companies that rank among the highest dividend yielding equity securities in the world.

The MSCI ACWI High Dividend Yield Index represents the high yielding universe of securities in the MSCI ACWI Index.

The MSCI ACWI Index represents a universe of global investable securities across 23 Developed Markets and 23 Emerging markets.

Investing involves risk including possible loss of principal. International investments may involve risk of capital loss from unfavorable fluctuation in currency values, from differences in generally accepted accounting principles or from economic or political instability in other nations. Emerging markets involve heightened risks related to the same factors as well as increased volatility and lower trading volume. Narrowly focused investments may be subject to higher volatility. High yielding stocks are often speculative, high risk investments. These companies can be paying out more than they can support and may reduce their dividends or stop paying dividends at any time, which could have a material adverse effect on the stock price of these companies and the Fund's performance. Current and future holdings are subject to risk. Diversification does not prevent all investment loss. There is no guarantee that dividends will be paid.

This information is not intended to be individual or personalized investment or tax advice. Please consult a financial advisor or tax professional for more information regarding your tax situation. The fund is required to distribute income and capital gains which may be taxable. Buying and selling shares will result in brokerage commissions and tax consequences. Shares are only available through brokerage accounts which may have minimum requirements. Only whole shares may be purchased.

The information presented here is for informational purposes only. It was prepared on information and sources that we believe to be reliable, but we make no representations or guarantees as to the accuracy or the completeness of the information contained herein.

Shares are bought and sold at market price (not NAV) and are not individually redeemed from the Fund. Brokerage commissions will reduce returns. Global X NAVs are calculated using prices as of 4:00 PM Eastern Time. The market price is the Mid-Point between the Bid and Ask price as of the close of exchange.

***This material must be preceded or accompanied by a current summary or full prospectus. Investors should read it carefully before investing or sending money. Funds distributed by SEI Investments Distribution Co.***

Solactive AG Indexes have been licensed for use by Global X Management Company, LLC. Global X Funds are not sponsored, endorsed, issued, sold, or promoted by Solactive AG, nor does this company make any representations regarding the advisability of investing in the Global X Funds. Global X Management Company, LLC serves as an advisor to the Global X Funds. The Global X Funds are distributed by SEI Investments Distribution Co., One Freedom Valley Drive, Oaks, PA, 19456, which is not affiliated with Global X Management Company or any of its affiliates.