

Invest in Emerging Markets with Style

What is Growth and Value?

For years, growth and value strategies have been used by investors to capitalize on the different return profiles inherent to each category.

- **Growth:** Companies that generate significant positive cash flow and earnings that tend to increase faster than the overall economy; generally reinvest earnings into the business and pay fewer dividends.
- **Value:** Companies with established businesses, stable revenues and lower growth rates. Generally offer a low price/earnings ratio and high dividend yields.

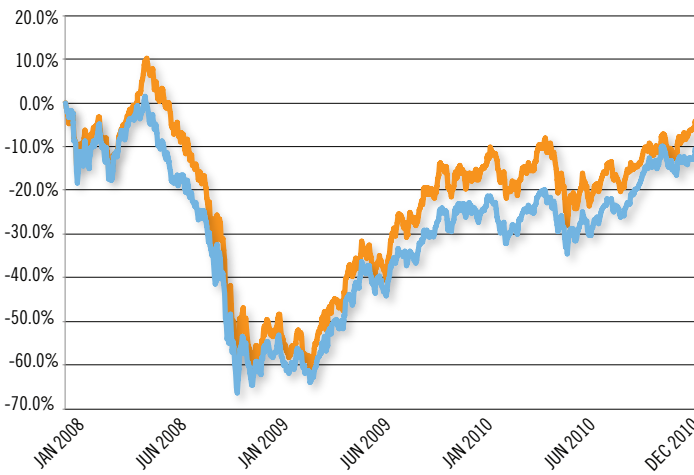


Does 'Growth and Value' Work in Emerging Markets?

PERFORMANCE OVER 3 YEAR PERIOD*

Source: Russel 2011

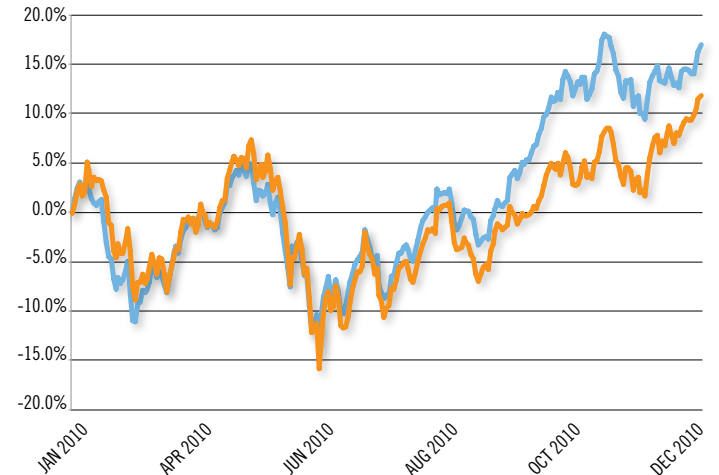
— Russel Emerging Markets Mega Cap Value Index
— Russel Emerging Markets Mega Cap Growth Index



PERFORMANCE OVER 1 YEAR PERIOD*

Source: Russel 2011

— Russel Emerging Markets Mega Cap Value Index
— Russel Emerging Markets Mega Cap Growth Index



* Index returns are for illustrative purposes only. Past performance does not guarantee future results.

Similar to developed markets, Value appears to outperform Growth depending on the time horizon. For example, the Russell Emerging Market Mega Cap Value Index has outperformed the Russell Emerging Market Mega Cap Growth Index by **9.4%** over the last three years.

Also like developed markets, there have been periods of significant outperformance for Growth and Value companies in emerging markets depending on the timing of the broader economic cycle. For example, the Growth Index outperformed the Value Index by **4.5%** in the past year.

Source: Russell 2010

	2008	2009	2010
Performance Difference	Value +5.0%	Value +2.3%	Growth +4.5%

Russell Emerging Markets Growth ETF (EMGX)

Total Expenses: 0.69% **Total Components: 141**

Fund Description: The Global X Russell Emerging Markets Growth ETF seeks to provide investment results that correspond generally to the price and yield performance, before fees and expenses, of the Russell Emerging Markets Mega Cap Growth Index.

EMGX Top Ten Holdings	
Vale SA Pref A	3.74%
Taiwan Semiconductor Manufacturing Co Ltd	3.70%
Samsung Electronics Co Ltd	3.65%
China Construction Bank Corp H	3.34%
Vale SA	3.08%
America Movil SAB de CV L	2.85%
Itau Unibanco Holding SA Pref	2.71%
Industrial & Commercial Bank of China H	2.49%
Banco Bradesco SA Pref	2.16%
CNOOC Ltd	2.06%

As of 01/25/2011 Holdings are subject to change.

Russell Emerging Markets Value ETF (EMVX)

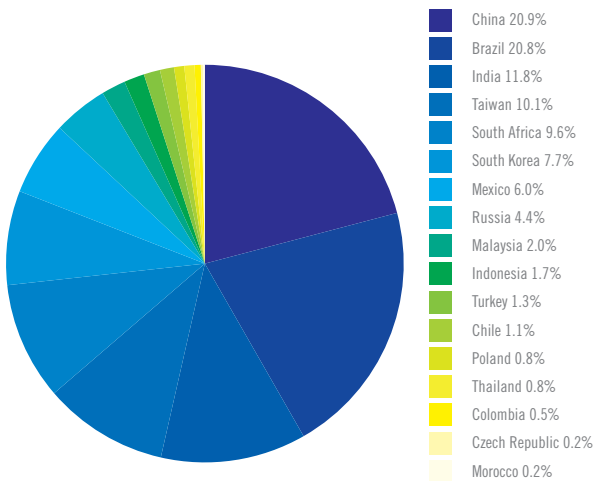
Total Expenses: 0.69% **Total Components: 81**

Fund Description: The Global X Russell Emerging Markets Value ETF seeks to provide investment results that correspond generally to the price and yield performance, before fees and expenses, of the Russell Emerging Markets Mega Cap Value Index.

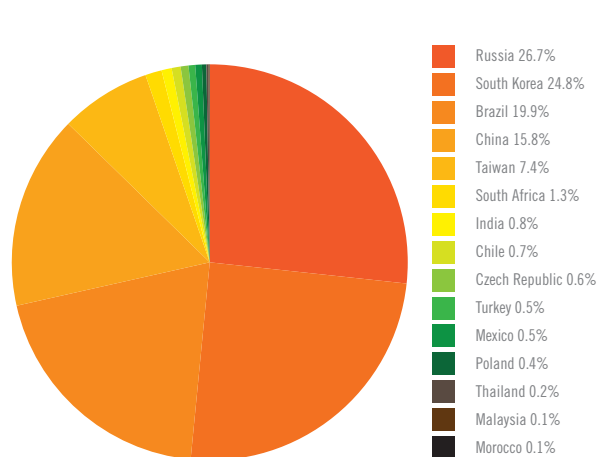
EMVX Top Ten Holdings	
Petroleo Brasileiro SA Pref	10.56%
Gazprom OAO	9.44%
Samsung Electronics Co Ltd	5.71%
Surgutneftegaz	5.63%
China Mobile Ltd	5.42%
PetroChina Co Ltd H	3.95%
Hyundai Motor Co	3.64%
POSCO	3.57%
Petroleo Brasileiro SA	3.46%
NovaTek OAO	2.41%

As of 01/25/2011 Holdings are subject to change.

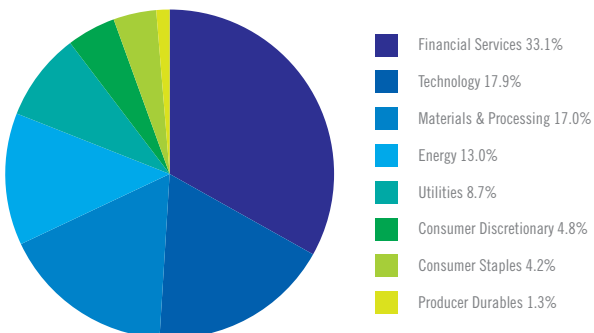
COUNTRY BREAKDOWN



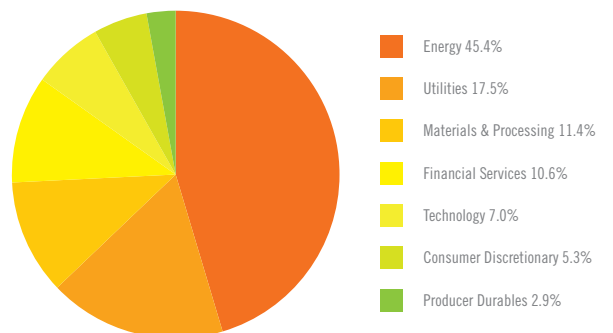
COUNTRY BREAKDOWN



INDUSTRY BREAKDOWN



INDUSTRY BREAKDOWN



Disclosure

Global X Management Company, LLC serves as an advisor to the Global X Funds. The Funds are distributed by SEI Investments Distribution Co., which is not affiliated with Global X Management Company, LLC.

Investing involves risk, including the possible loss of principal. International investing may involve risk of capital loss from unfavorable fluctuations in currency values, from differences in generally accepted accounting principles, or from economic or political instability in other nations. Emerging markets involve heightened risks related to the same factors as well as increased volatility and lower trading volume. Current and future holdings are subject to risk.

Russell Indexes have been licensed for use by Global X Management Company, LLC. Global X Funds are not sponsored, endorsed, issued, sold, or promoted by Russell, nor does this company make any representations regarding the advisability of investing in the Global X Funds.

Index data source: Russell

Index returns are for illustrative purposes only and do not represent actual Fund performance. Indexes are unmanaged and one cannot invest directly in an index.

Carefully consider the Funds' investment objectives, risk factors, charges, and expenses before investing. This and additional information can be found in the Funds' prospectus, which may be obtained by calling 1-888-GX-FUND-1 (1.888.493.8631), or by visiting www.globalxfunds.com. Read the prospectus carefully before investing.